

















## Technical Specifications

	SPECS	TEST METHOD	INDUSTRY STANDARD	VALUES	
	WATER ABSORPTION	ASTM C373	≤0.5%	≤0.4%	
		ASTM C373	0.5%	Meeting the water absorption criteria of the American national standard PTCA	
	SURFACE WEAR RESISTANCE	ANSI A137.1	Surface Wear-resistance properties of glazed vitreous and porcelain tiles.	ALL RESIDENTIAL / COMMERCIAL	
	CHEMICAL RESISTANCE	ASTM C650	A tile sample is placed in continuous contact with a variety of chemicals for 24 hours. No sample must show visible defects.	NOT AFFECTED	
	D.C.O.F. AcuTest®	ANSI A326.3	≥0.42 WET	≥0.42 WET	
	STAIN RESISTANCE	ASTM C1378	Surfaces are exposed to staining agents for 24 hours followed by four cleaning procedures. Results are recorded post cleaning.	NOT AFFECTED	
	BREAKING STRENGTH	ASTM C648	≥250 lbf	8mm ≥300 lbf 10mm ≥400 lbf	
	RESISTANCE TO FREEZE	ASTM C1026	A tile sample is subjected to repeated processes of freezing and thawing. Sample must show no visible defects.	RESISTANT	
	WARPAGE EDGE	ASTM C485	±0.40% or ±0.05 in (±1.8 mm)	± 0.40%	Rectified
	WARPAGE DIAGONAL	ASTM C485	±0.40% or ±0.07 in (±1.8 mm)	± 0.40%	Rectified
	WEDGING	ASTM C502	±0.25% or ±0.03 in (±0.8 mm)	± 0.25%	Rectified
	WARPAGE EDGE	ASTM C485	±0.50% or ±0.07 in (±1.8 mm)	± 0.50%	Calibrated
	WARPAGE DIAGONAL	ASTM C485	±0.50% or ±0.07 in (±1.8 mm)	± 0.50%	Calibrated
	WEDGING	ASTM C502	±0.50% or ±0.08 in (±2.0 mm)	± 0.50%	Calibrated
	THICKNESS	ASTM C499	Range: ± 0.04 in	≤0.04 in	



INTERNATIONAL  
LIVING FUTURE  
INSTITUTE™